

MAGNOLIA SERIES

INSTALLATION INSTRUCTION



Upon request



PHYSICAL

| | |
|--------|--------------|
| Body | Aluminum |
| Finish | White/ Black |

OPTICAL

| | |
|----------|---------------|
| Aiming | 12°,24°,35° |
| Diffuser | Polycarbonate |
| CRI | >80 |

ELECTRICAL

| | |
|-------------------|----------------|
| Light source | LED CREE |
| Power | 5W,10W,15W,20W |
| Efficacy | 91lm/W |
| CCT | 3000K, 4000K |
| Driver | 220-240Vac |
| Ambient Temp. | -30°C - +50°C |
| Ambient Humidity | 10% - 90% |
| Light source Life | 60,000 h |



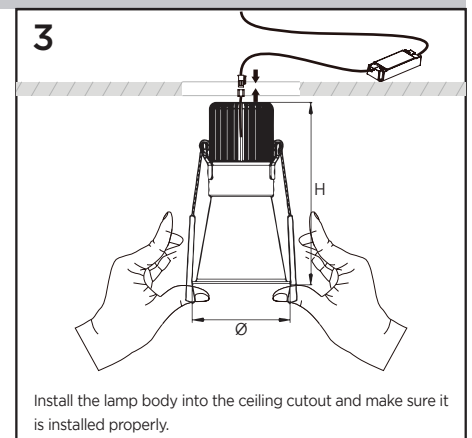
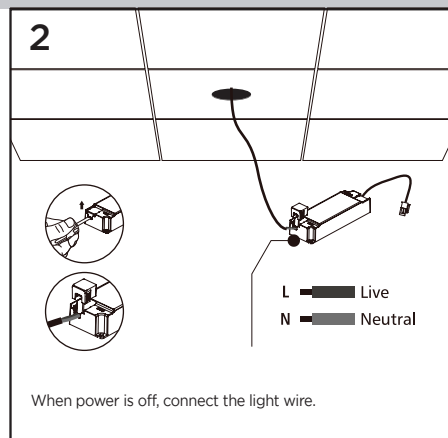
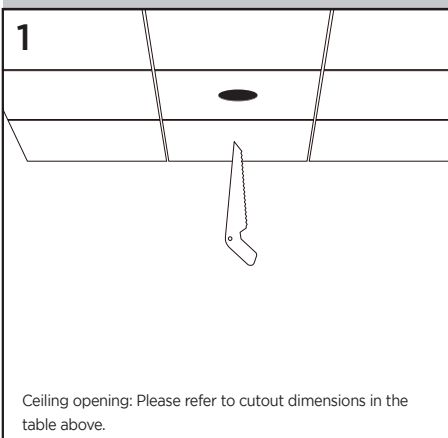
MAGNOLIA LE | 85lm/W

| | Rated Power(W) | Lumen (lm) | LED | Dimensions (mm) | Cut-out Dim(mm) |
|---------------|----------------|------------|------|-----------------|-----------------|
| MAGNOLIA 1 LE | 5W | 425 lm | CREE | Ø55xH75mm | Ø50mm |
| MAGNOLIA 2 LE | 10W | 850 lm | CREE | Ø75xH106mm | Ø68mm |
| MAGNOLIA 3 LE | 15W | 1275 lm | CREE | Ø91H120mm | Ø82mm |
| MAGNOLIA 4 LE | 20W | 1700 lm | CREE | Ø128H130mm | Ø118mm |

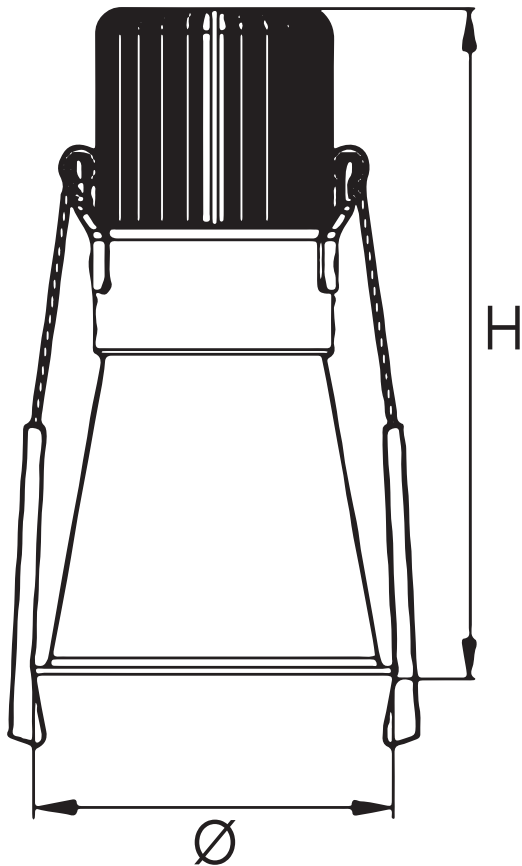
MAGNOLIA HE | 100lm/W

| | Rated Power(W) | Lumen (lm) | LED | Dimensions (mm) | Cut-out Dim(mm) |
|---------------|----------------|------------|-----------|-----------------|-----------------|
| MAGNOLIA 1 HE | 5W | 500 lm | BRIDGELUX | Ø55xH75mm | Ø50mm |
| MAGNOLIA 2 HE | 10W | 1000 lm | BRIDGELUX | Ø75xH106mm | Ø68mm |
| MAGNOLIA 3 HE | 15W | 1500 lm | BRIDGELUX | Ø91H120mm | Ø82mm |
| MAGNOLIA 4 HE | 20W | 2000 lm | BRIDGELUX | Ø128H130mm | Ø118mm |

RECESS MOUNTED INSTALLATION



TECHNICAL DRAWING



SAFETY INSTRUCTIONS:

- Please read this instruction carefully before the commencement of installation and pass it on to the user of the equipment.
- The installation must be carried out by qualified personnel.
- Disconnect the main voltage, before starting the installation work.
- The light source of this luminaire is not replaceable when the light source reaches the end of its useful life, the entire luminaire is substituted.
- This fixture is not suitable for handheld use. It should be mounted in a fixed and safe place.
- Improper handling of the components or the luminaire itself could damage the correct function of this product, thus avoiding the manufacturer's warranty.
- Luminaire is suitable for indoor use.
- BEYOND LIGHTING FACTORY is not responsible for the improper use or modifications made to the product.
- In case the external flexible cable or cord of the fixture is damaged, to avoid danger it should only be replaced by the manufacturer or equivalent qualified personnel.
- For possible malfunctions, the defective products must be disassembled and delivered to the manufacturer company without any intervention. During the dismantling of the product, the cable insulation should not be damaged. Also, the cable should not be cut too close to the product. Enough cable should be left to take out the fixture.
- The report, which will be formed as a result of the tests to be made regarding the malfunction, will be shared with the customer, and if necessary, the product will be delivered back to the customer by eliminating the problems according to the warranty.